


I (a) Statement showing Shareholding Pattern			
Name of the Company: Anuh Pharma Limited			
Scrip Code, Name of the scrip, Class of Security : 506260, Anuh Pharma Limited, Equity			
Quarter ended : 30/09/2014			
Partly Paid-up shares	No. of Partly Paid-up shares	As a % of total no. of partly paid-up shares	As a % of total no. of shares of the Company
Held by promoter / promoter group	0	0	0
Held by public	0	0	0
Total	0	0	0
Outstanding convertible securities	No. of outstanding securities	As a % of total no. of outstanding convertible securities	As a % of total no. of shares of the Company, assuming full conversion of the convertible securities
Held by promoter / promoter group	0	0	0
Held by public	0	0	0
Total	0	0	0
Warrants	No. of warrants	As a % of total no. of warrants	As a % of total no. of shares of the Company, assuming full conversion of warrants
Held by promoter / promoter group	0	0	0
Held by public	0	0	0
Total	0	0	0
Total paid-up capital of the company, assuming full conversion of warrants and convertible securities	Rs. 4,17,60,000/- (83,52,000 Equity Shares of Rs. 5/- each)		



Statement Showing Shareholding Pattern

Name of the Company : ANUH PHARMA LIMITED

Scrip Code :		506260	Quarter Ended :		30/09/2014				
Category code	Category of Shareholder	Number of Shareholders	Total number of shares	Number of shares held in dematerialized form	Total shareholding as a percentage of total number of shares		Shares pledged or otherwise encumbered		
					As a percentage of (A+B)	As a percentage of (A+B+C)	Number of shares	As a percentage of (A+B+C)	
(I)	(II)	(III)	(IV)	(v)	(VI)	(VII)	(VIII)	(IX)=(VIII)/(I-V)*100	
(A)	Shareholding of Promoter and Promoter Group								
(1)	Indian								
(a)	Individuals/ Hindu Undivided Family	24	5252854	5251654	62.8934	62.8934	0	0.00	
(b)	Central Government/ State Government(s)	0	0	0	0.00	0.00	0	0.00	
(c)	Bodies Corporate	0	0	0	0.00	0.00	0	0.00	
(d)	Financial Institutions/ Banks	0	0	0	0.00	0.00	0	0.00	
(e)	Any Others (Director)	0	0	0	0.00	0.00	0	0.00	
	Group Companies	1	174804	174804	2.0930	2.0930	0	0.00	
	Sub Total(A)(1)	25	5427658	5426458	64.9863	64.9863	0	0.00	
(2)	Foreign								
a	Individuals (Non-Residents Individuals/ Foreign Individuals)	0	0	0	0.00	0.00	0	0.00	
b	Bodies Corporate	0	0	0	0.00	0.00	0	0.00	
c	Institutions	0	0	0	0.00	0.00	0	0.00	
d	Any Others(Specify)	0	0	0	0.00	0.00	0	0.00	
	Sub Total(A)(2)	0	0	0	0.00	0.00	0	0.00	
	Total Shareholding of Promoter and Promoter Group (A)= (A)(1)+(A)(2)	25	5427658	5426458	64.9863	64.9863	0	0.00	
(B)	Public shareholding¹								
(1)	Institutions								
(a)	Mutual Funds/ UTI	0	0	0	0.00	0.00	0	0.00	
(b)	Financial Institutions/ Banks	0	0	0	0.00	0.00	0	0.00	
(c)	Central Government/ State Government(s)	0	0	0	0.00	0.00	0	0.00	
(d)	Venture Capital Funds	0	0	0	0.00	0.00	0	0.00	
(e)	Insurance Companies	0	0	0	0.00	0.00	0	0.00	
(f)	Foreign Institutional Investors	0	0	0	0.00	0.00	0	0.00	
(g)	Foreign Venture Capital Investors	0	0	0	0.00	0.00	0	0.00	
(h)	NRI Banks	0	0	0	0.00	0.00	0	0.00	
(i)	Any Other (specify)	0	0	0	0.00	0.00	0	0.00	
	Sub-Total (B)(1)	0	0	0	0.00	0.00	0	0.00	



Category code	Category of Shareholder	Number of Shareholders	Total number of shares	Number of shares held in dematerialized form	Total shareholding as a percentage of total number of shares		Shares pledged or otherwise encumbered	
					As a percentage of (A+B)	As a percentage of (A+B+C)	Number of shares	As a percentage of (A+B+C)
(I)	(II)	(III)	(IV)	(v)	(VI)	(VII)	(VIII)	(IX)=(VIII)/(I V)*100
B (2)	Non-institutions							
(a)	Bodies Corporate	152	225685	220885	2.7022	2.7022	0	0.00
(b)	Individuals							
I	Individuals - i. Individual shareholders holding nominal share capital up to Rs. 1 lakh	5033	1920819	1798169	22.9983	22.9983	0	0.00
II	Individuals - ii. Individual shareholders holding nominal share capital in excess of Rs. 1 lakh	13	743741	743741	8.9049	8.9049	0	0.00
(c)	Any Other (specify)							
(c-i)	Clearing Member	42	8447	8447	0.1011	0.1011	0	0.00
(c-ii)	Market Maker	0	0	0	0.00	0.00	0	0.00
(c-iii)	Foreign Nationals	0	0	0	0.00	0.00	0	0.00
(c-iv)	NRI (Repat)	81	24882	24882	0.2979	0.2979	0	0.00
(c-v)	NRI (Non-Repat)	0	0	0	0.00	0.00	0	0.00
(c-vi)	Foreign Companies	0	0	0	0.00	0.00	0	0.00
(c-vii)	OCB	0	0	0	0.00	0.00	0	0.00
(c-viii)	Trusts	0	0	0	0.00	0.00	0	0.00
(c-ix))	Directors/ Relatives	1	768	768	0.0092	0.0092	0	0.00
	Sub-Total (B)(2)	5322	2924342	2796892	35.0137	35.0137	0	0.00
(B)	Total Public Shareholding (B)= (B)(1)+(B)(2)	5322	2924342	2796892	35.0137	35.0137	0	0.00
	TOTAL (A)+(B)	5347	8352000	8223350	100.00	100.00	0.00	0.00
(C)	Shares held by Custodians and against which Depository Receipts have been issued	0	0	0	0.00	0.00	0	0.00
(1)	Promoter and Promoter Group	0	0	0	0.00	0.00	0	0.00
(2)	Public	0	0	0	0.0000	0.0000	0	0.00
	GRAND TOTAL (A)+(B)+(C)	5347	8352000	8223350	100.00	100.00	0.00	0.00



(I) (b) Statement showing holding of securities (including shares, warrants, convertible securities) of persons belonging to the category "Promoter and Promoter Group"

Sr. No.	Name of the Shareholder	Details of Shares held		Encumbered shares (*)			Details of warrants		Details of Convertible securities		Total Shares (including underlying shares assuming full conversion of warrants and convertible securities) as a % of diluted share capital
		No of Shares held	As a % of Grand Total (A) + (B) + (C)	No.	As a Percentage	As a % of grand Total (A) + (B) + (C) of sub-clause (I)(a)	Number of warrants held	As a % of total number of warrants of the same class	Number of convertible securities held	As a % of total number of convertible securities of same class	
(I)	(II)	(III)	(IV)	(V)	(VI)=(V)/(III)*100	(VII)	(VIII)	(IX)	(X)	(XI)	(XII)
1	BHARATI BIPIN SHAH	1640400	19.6408	0	0	0	0	0	0	0	0
2	BIPIN NEMCHAND SHAH	707850	8.4752	0	0	0	0	0	0	0	0
3	LALITKUMAR POPATLAL SHAH	639960	7.6624	0	0	0	0	0	0	0	0
4	BIPIN NEMCHAND SHAH	525350	6.2901	0	0	0	0	0	0	0	0
5	PRAFULLA LALITKUMAR SHAH	456000	5.4598	0	0	0	0	0	0	0	0
6	DINA SATISH SHAH	223937	2.6812	0	0	0	0	0	0	0	0
7	BHARAT NEMCHAND SHAH	245601	2.9406	0	0	0	0	0	0	0	0
8	VIVEK BIPIN SHAH	195000	2.3348	0	0	0	0	0	0	0	0
9	RITESH BIPIN SHAH	195000	2.3348	0	0	0	0	0	0	0	0
10	L.P.SHAH HOLDINGS & TRADES P.LTD	174804	2.0930	0	0	0	0	0	0	0	0
11	MRUDULA JAYANTILAL SHAH	131388	1.5731	0	0	0	0	0	0	0	0
12	BHARAT NEMCHAND SHAH	117369	1.4053	0	0	0	0	0	0	0	0
13	JAYANTILAL POPATLAL SHAH	63600	0.7615	0	0	0	0	0	0	0	0
14	DHANISHTA RITESH SHAH	30000	0.3592	0	0	0	0	0	0	0	0
15	HEMRUCHI VIVEK SHAH	30000	0.3592	0	0	0	0	0	0	0	0
16	NEETA KETAN SHAH	26400	0.3161	0	0	0	0	0	0	0	0
17	KETAN LALITKUMAR SHAH	9800	0.1173	0	0	0	0	0	0	0	0
18	SUREKHA BHARAT SHAH	9091	0.1088	0	0	0	0	0	0	0	0
19	INDU KISHOR MODY	1800	0.0216	0	0	0	0	0	0	0	0
20	URMILA KIRTILAL SHAH	1200	0.0144	0	0	0	0	0	0	0	0
21	NEETA KETAN SHAH	1200	0.0144	0	0	0	0	0	0	0	0
22	KISHORBHAI N. MODY	600	0.0072	0	0	0	0	0	0	0	0
23	INDU K. MODY	600	0.0072	0	0	0	0	0	0	0	0
24	CHANDRIKA K. SHAH	447	0.0054	0	0	0	0	0	0	0	0
25	DAMYANTI N SHAH	261	0.0031	0	0	0	0	0	0	0	0
TOTAL		5427658	64.9863	0	0	0	0	0	0	0	0




(J) (c) (i) Statement showing holding of securities (including shares, warrants, convertible securities) of persons belonging to the category "Public" and holding more than 1% of the total number of shares								
Sr. No.	Name of the shareholder	Number of shares held	Shares as a percentage of total number of shares (i.e., Grand Total (A)+(B)+(C) indicated in Statement at para (I)(a) above)	Details of warrants		Details of Convertible securities		Total Shares (including underlying shares assuming full conversion of warrants and convertible securities) as a % of diluted share capital
				Number of warrants held	As a % of total number of warrants of the same class	Number of convertible securities held	% w.r.t. total number of convertible securities of same class	
1	GAURAV SATISH SHAH	257312	3.0808	0	0	0	0	0
2	SAMIR JAYANTILAL SHAH	128507	1.5386	0	0	0	0	0
	TOTAL	385819	4.6195	0	0	0	0	0




(I) (c) (ii)		Statement showing holding of securities (including shares, warrants, convertible securities) of persons (together with PAC) belonging to the category "Public" and holding more than 5% of the total number of shares of the Company						
Sr. No.	Name(s) of the shareholder(s) and the person acting in Concert (PAC) with them	Number of shares held	Shares as a percentage of total number of shares (i.e., Grand Total (A)+(B)+(C) indicated in Statement at para (I)(a) above}	Details of warrants		Details of Convertible securities		Total Shares (including underlying shares assuming full conversion of warrants and convertible securities) as a % of diluted share capital
				Number of warrants held	As a % of total number of warrants of the same class	Number of convertible securities held	% w.r.t. total number of convertible securities of same class	
N.A.								
TOTAL								



(D)(d) Statement showing details of locked-in shares			
Sr. No.	Name of the shareholder	Number of locked-in shares	Locked-in shares as a percentage of total number of shares (i.e., Grand Total (A)+(B)+(C) indicated in Statement at para (I)(a) above)
N.A.			
TOTAL			



(II)(a)	Statement showing details of Depository Receipts (DRs)			
Sr. No.	Type of outstanding DR (ADRs, GDRs, SDRs, etc.)	Number of outstanding DRs	Number of shares underlying outstanding DRs	Shares underlying outstanding DRs as a percentage of total number of shares {i.e., Grand Total (A)+(B)+(C) indicated in Statement at para (I)(a) above}
N.A.				
TOTAL				



(II)(b) Statement showing Holding of Depository Receipts (DRs), where underlying shares held by 'promoter/promoter group' are in excess are in excess of 1% of the total number of shares				
Sr. No.	Name of the DR Holder	Type of outstanding DR (ADRs, GDRs, SDRs, etc.)	Number of shares underlying outstanding DRs	Shares underlying outstanding DRs as a percentage of total number of shares {i.e., Grand Total (A)+(B)+(C) indicated in Statement at para (I)(a) above}
N.A.				
TOTAL				



III(a) Statement Showing of voting pattern of shareholders if more than one class of shares/securities is issued by the issuer							
Name of the Company : ANUH PHARMA LIMITED							
Scrip Code : 506260		Name of Scrip : Equity Class of Security : (X)			Quarter Ended : 30/09/2014		
Category code	Category of Shareholder	Number of Voting Rights held in each class of securities			Total Voting Rights (III+IV+V)	Total Voting Rights i.e.(VI)	
		Class X	Class Y	Class Z		As a percentage of (A+B)	As a percentage of (A+B+C)
(I)	(II)	(III)	(IV)	(V)	(VI)	(VII)	(VIII)
(A)	Promoter and Promoter Group						
(1)	Indian						
(a)	Individuals/ Hindu Undivided Family	5252854	0	0	5252854	62.8934	62.8934
(b)	Central Government/ State Government(s)	0	0	0	0	0.00	0.00
(c)	Bodies Corporate	0	0	0	0	0.00	0.00
(d)	Financial Institutions/ Banks	0	0	0	0	0.00	0.00
(e)	Any Others (Group Companies)	174804	0	0	174804	2.0930	2.0930
	Sub Total(A)(1)	5427658	0	0	5427658	64.9863	64.9863
(2)	Foreign						
a	Individuals (Non-Residents Individuals/ Foreign Individuals)	0	0	0	0	0.00	0.00
b	Bodies Corporate	0	0	0	0	0.00	0.00
c	Institutions	0	0	0	0	0.00	0.00
d	Any Others(Specify)	0	0	0	0	0.00	0.00
	Sub Total(A)(2)	0	0	0	0	0.00	0.00
	Total Shareholding of Promoter and Promoter Group (A)= (A)(1)+(A)(2)	5427658	0	0	5427658	64.9863	64.9863
(B)	Public shareholding						
(1)	Institutions						
(a)	Mutual Funds/ UTI	0	0	0	0	0.00	0.00
(b)	Financial Institutions/ Banks	0	0	0	0	0.00	0.00
(c)	Central Government/ State Government(s)	0	0	0	0	0.00	0.00
(d)	Venture Capital Funds	0	0	0	0	0.00	0.00
(e)	Insurance Companies	0	0	0	0	0.00	0.00
(f)	Foreign Institutional Investors	0	0	0	0	0.00	0.00
(g)	Foreign Venture Capital Investors	0	0	0	0	0.00	0.00
(h)	Any Other (specify)	0	0	0	0	0.00	0.00
(h-i)	NRI Banks	0	0	0	0	0.00	0.00
	Sub-Total (B)(1)	0	0	0	0	0.00	0.00



Category code	Category of Shareholder	Number of Voting Rights held in each class of securities			Total Voting Rights (III+IV+V)	Total Voting Rights i.e.(VI)	
		Class X	Class Y	Class Z		As a percentage of (A+B)	As a percentage of (A+B+C)
B (2)	Non-institutions						
(a)	Bodies Corporate	225685	0	0	225685	2.7022	2.7022
(b)	Individuals						
I	Individuals -i. Individual shareholders holding nominal share capital up to Rs 1 lakh	1920819	0	0	1920819	22.9983	22.9983
II	Individuals -i. Individual shareholders holding nominal share capital in excess of Rs 1 lakh	743741	0	0	743741	8.9049	8.9049
(c)	Any Other (specify)	0	0	0	0	0.00	0.00
(c-i)	Clearing Member	8447	0	0	8447	0.1011	0.1011
(c-ii)	Market Maker	0	0	0	0	0.00	0.00
(c-iii)	Foreign Nationals	0	0	0	0	0.00	0.00
(c-iv)	NRI (Repat)	24882	0	0	24882	0.2979	0.2979
(c-v)	NRI (Non-Repat)	0	0	0	0	0.00	0.00
(c-vi)	Foreign Companies	0	0	0	0	0.00	0.00
(c-vii)	OCB	0	0	0	0	0.00	0.00
(c-viii)	Trusts	0	0	0	0	0.00	0.00
(c-xi)	Directors/ Relatives	768	0	0	768	0.0092	0.0092
	Sub-Total (B)(2)	2924342	0	0	2924342	35.0137	35.0137
(B)	Total Public Shareholding (B)= (B)(1)+(B)(2)	2924342	0	0	2924342	35.0137	35.0137
	TOTAL (A)+(B)	8352000	0	0	8352000	100.00	100.00
(C)	Shares held by Custodians and against which Depository Receipts have been issued	0	0	0	0	0.00	0.00
	GRAND TOTAL (A)+(B)+(C)	8352000	0	0	8352000	100.00	100.00

