

ANNEXURE - 1

ANUH PHARMA LTD.
HOLDING OF SPECIFIED SECURITIES

1. Name of Listed Entity:		ANUH PHARMA LTD.	
2. Scrip Code/Name of Scrip/Class of Security:		506260, ANUH PHARMA LTD. EQUITY	
3. Share Holding Pattern Filed under:		Reg. 31(1)(b)	
a. If under 31(1)(b) then indicate the report for Quarter ending:		31-Dec-18	
b. If under 31(1)(c) then indicate date of allotment/extinguishment:		Not Applicable	
4. Declaration: The Listed entity is required to submit the following declaration to the extent of submission of information:-			
Sr. Nos.	Particulars	Yes*	No*
1	Whether the Listed Entity has issued any partly paid up shares?	-	No
2	Whether the Listed Entity has issued any Convertible Securities or Warrants?	-	No
3	Whether the Listed Entity has any shares against which depository receipts are issued?	-	No
4	Whether the Listed Entity has any shares in locked-in?	-	No
5	Whether any shares held by promoters are pledge or otherwise encumbered?	-	No
5. The tabular format for disclosure of holding of specified securities is as follows.			




Table I - SUMMARY STATEMENT HOLDING OF SPECIFIED SECURITIES

Category (I)	Category of shareholder (II)	No.s of Share holders (III)	No. of fully paid up equity Share held (IV)	No.s of Partly paid-up equity Share held (V)	No. of shares underlying Depository Receipts (VI)	Total nos. shares held (VII)= (IV)+(V)+(VI)	Shareholding as a % of total no. of shares (calculated as per SCRR, 1957) (VIII) As a % of (A+B+C2)	Number of Voting Rights held in each class of securities (IX)			No. of Shares Underlying Outstanding convertible securities (including Warrants) (X)	Shareholding, as a % assuming full conversion of convertible securities(as a % of diluted share capital) (XI)=(VII)+(X) As a % of (A+B+C2)	Number of Locked in shares (XII)		Number of Shares pledged or otherwise encumbered (XIII)		Number of equity shares held in dematerialized form (XIV)	
								No of Voting Rights		Total as a % of (A+B+C)			No. (a)	As a % of total shares held (b)	No. (a)	As a % of total shares held (b)		
								Class Equity x	Class Others y									Total
(A)	Promoter & Promoter Group	39	17955882	0	0	17955882	71.663	17955882	0	17955882	71.6630	0	71.6630	0	0.0000	0	0.0000	17955882
(B)	Public	9361	7100118	0	0	7100118	28.337	7100118	0	7100118	28.3370	0	28.3370	0	0.0000	NA	NA	6857178
(C)	Non Promoter-Non Public	0	0	0	0	0	0	0	0	0	0.0000	0	0.0000	0	0.0000	NA	NA	0
(C1)	Shares underlying DRs	0	0	0	0	0	NA	0	0	0	0.0000	0	0.0000	0	0.0000	NA	NA	0
(C2)	Shares held by Employee Trusts	0	0	0	0	0	0	0	0	0	0.0000	0	0.0000	0	0.0000	NA	NA	0
	Total	9400	25056000	0	0	25056000		25056000	0	25056000	100.0000	0	100.0000	0	0.0000			24813060




Table II - STATEMENT SHOWING SHAREHOLDING PATTERN OF THE PROMOTER AND PROMOTER GROUP

	Category & Name of the shareholders (I)	PAN (II)	No of Share holders (III)	No of fully paid up equity Shares held (IV)	Partly paid-up equity Share held (V)	No. of shares underlying Depository Receipts (VI)	Total nos. shares held (VII)= (IV)+(V)+(VI)	Shareholding % calculated as per SCRR,1957 As a % of (A+B+C2) (VIII)	Number of Voting Rights held in each class of securities (IX)			No. of Shares Underlying Outstanding convertible securities (including Warrants) (X)	Shareholding, as a % assuming full conversion of convertible securities (as a % of diluted share capital) (XI)=(VII)+(X) As a % of (A+B+C2)	Number of Locked in shares (XII)		Number of Shares pledged or otherwise encumbered (XIII)		Number of equity shares held in dematerialized form (XIV)	
									No of Voting Rights					Total as a % of (A+B+C)	No. (a)	As a % of total shares held (b)	No. (a)		As a % of total shares held (b)
									Class Equity x	Class Others y	Total								
1	Indian																		
(a)	Individuals/Hindu undivided Family																		
1	BIPIN NEMCHAND SHAH (HUF)	AAAHB0667G	1	2123550	0	0	2123550	8.4752	2123550	0	2123550	8.4752	0	8.4752	0	0.0000	0	0.0000	2123550
2	BHARAT NEMCHAND SHAH (HUF)	AABHB1572M	1	352107	0	0	352107	1.4053	352107	0	352107	1.4053	0	1.4053	0	0.0000	0	0.0000	352107
3	LALITKUMAR POPATLAL SHAH	AABPS7815C	1	2206392	0	0	2206392	8.8058	2206392	0	2206392	8.8058	0	8.8058	0	0.0000	0	0.0000	2206392
4	PRAFUL KANTILAL SHAH	AAIPS0719G	1	115166	0	0	115166	0.4596	115166	0	115166	0.4596	0	0.4596	0	0.0000	0	0.0000	115166
5	DINA SATISH SHAH	AAPPS8249A	1	650321	0	0	650321	2.5955	650321	0	650321	2.5955	0	2.5955	0	0.0000	0	0.0000	650321
6	SUREKHA BHARAT SHAH	ACAPS6295D	1	45873	0	0	45873	0.1831	45873	0	45873	0.1831	0	0.1831	0	0.0000	0	0.0000	45873
7	MAHESH KANTILAL SHAH	ADUPS8326E	1	45000	0	0	45000	0.1796	45000	0	45000	0.1796	0	0.1796	0	0.0000	0	0.0000	45000
8	BHARAT NEMCHAND SHAH	ADUPS8329M	1	778863	0	0	778863	3.1085	778863	0	778863	3.1085	0	3.1085	0	0.0000	0	0.0000	778863
9	BHARATI BIPIN SHAH	AMFPS1569P	1	4868700	0	0	4868700	19.4313	4868700	0	4868700	19.4313	0	19.4313	0	0.0000	0	0.0000	4868700
10	MRUDULA JAYANTILAL SHAH	AMWPS4134P	1	584964	0	0	584964	2.3346	584964	0	584964	2.3346	0	2.3346	0	0.0000	0	0.0000	584964
11	PANNA MAHESH SHAH	AMYPS0227M	1	50000	0	0	50000	0.1996	50000	0	50000	0.1996	0	0.1996	0	0.0000	0	0.0000	50000
	Total		11	11820936	0	0	11820936	47.1781	11820936	0	11820936	47.1781	0	47.1781	0	0.0000	0	0.0000	11820936
(b)	Central Government/State Government(s)																		
			0	0	0	0	0	0.0000	0	0	0	0.0000	0	0.0000	0	0.0000	0	0.0000	0
	Total		0	0	0	0	0	0.0000	0	0	0	0.0000	0	0.0000	0	0.0000	0	0.0000	0
(c)	Financial Institutions/Banks																		
			0	0	0	0	0	0.0000	0	0	0	0.0000	0	0.0000	0	0.0000	0	0.0000	0
	Total		0	0	0	0	0	0.0000	0	0	0	0.0000	0	0.0000	0	0.0000	0	0.0000	0




Table II - STATEMENT SHOWING SHAREHOLDING PATTERN OF THE PROMOTER AND PROMOTER GROUP

	Category & Name of the shareholders (I)	PAN (II)	No of Share holders (III)	No of fully paid up equity Shares held (IV)	Partly paid-up equity Share held (V)	No. of shares underlying Depository Receipts (VI)	Total nos. shares held (VII)= (IV)+(V)+(VI)	Shareholding % calculated as per SCRR,1957 As a % of (A+B+C2) (VIII)	Number of Voting Rights held in each class of securities (IX)			No. of Shares Underlying Outstanding convertible securities (including Warrants) (X)	Shareholding, as a % assuming full conversion of convertible securities(as a % of diluted share capital) (XI)=(VII)+(X) As a % of (A+B+C2)	Number of Locked in shares (XII)		Number of Shares pledged or otherwise encumbered (XIII)		Number of equity shares held in dematerialized form (XIV)	
									No of Voting Rights		Total as a % of (A+B+C)			No. (a)	As a % of total shares held (b)	No. (a)	As a % of total shares held (b)		
									Class Equity x	Class Others y									Total
(d) Any Other(BODIES CORPORATE)																			
12	JAPOSHA TRADING LLP	AAMFJ2659J	1	47922	0	0	47922	0.1913	47922	0	47922	0.1913	0	0.1913	0	0.0000	0	0.0000	47922
	Total		1	47922	0	0	47922	0.1913	47922	0	47922	0.1913	0	0.1913	0	0.0000	0	0.0000	47922
(d) Any Other(PROMOTERS IMMEDIATE RELATIVES)																			
13	HEMANT BABUBHAI CHOKSI	AABPC5199B	1	6291	0	0	6291	0.0251	6291	0	6291	0.0251	0	0.0251	0	0.0000	0	0.0000	6291
14	KETAN LALIT SHAH	AABPS7803G	1	260100	0	0	260100	1.0381	260100	0	260100	1.0381	0	1.0381	0	0.0000	0	0.0000	260100
15	PRAFULLA LALIT SHAH	AABPS7814D	1	1483500	0	0	1483500	5.9207	1483500	0	1483500	5.9207	0	5.9207	0	0.0000	0	0.0000	1483500
16	BIPIN NEMCHAND SHAH	AACPS5406N	1	1559930	0	0	1559930	6.2258	1559930	0	1559930	6.2258	0	6.2258	0	0.0000	0	0.0000	1559930
17	MUKESH KANTILAL SHAH	AADPS8972J	1	3600	0	0	3600	0.0144	3600	0	3600	0.0144	0	0.0144	0	0.0000	0	0.0000	3600
18	ARUNA NAVNIT SHAH	AAEPS4158H	1	1260	0	0	1260	0.0050	1260	0	1260	0.0050	0	0.0050	0	0.0000	0	0.0000	1260
19	VIKRAM KIRTILAL SHAH	AAFPS5614M	1	500	0	0	500	0.0020	500	0	500	0.0020	0	0.0020	0	0.0000	0	0.0000	500
20	GAURAV SATISH SHAH	AAIPS0706M	1	800172	0	0	800172	3.1935	800172	0	800172	3.1935	0	3.1935	0	0.0000	0	0.0000	800172
21	RIDDHI KALAPI SHAH	AAIPS0707L	1	62546	0	0	62546	0.2496	62546	0	62546	0.2496	0	0.2496	0	0.0000	0	0.0000	62546
22	ROHAN MAHESH SHAH	AAIPS0746D	1	20000	0	0	20000	0.0798	20000	0	20000	0.0798	0	0.0798	0	0.0000	0	0.0000	20000
23	MADHURIKA NARENDRA SHAH	AAPPS1752C	1	3000	0	0	3000	0.0120	3000	0	3000	0.0120	0	0.0120	0	0.0000	0	0.0000	3000
24	RUPA PARESH SHAH	AAPPS4114G	1	750	0	0	750	0.0030	750	0	750	0.0030	0	0.0030	0	0.0000	0	0.0000	750
25	KIRAN PIYUSH SHAH	AAXPS0126L	1	3367	0	0	3367	0.0134	3367	0	3367	0.0134	0	0.0134	0	0.0000	0	0.0000	3367
26	BIJAL KAUSHAL SHROFF	AAEPS3516R	1	66666	0	0	66666	0.2661	66666	0	66666	0.2661	0	0.2661	0	0.0000	0	0.0000	66666
27	SAMIR JAYANTILAL SHAH	ADUPS8327F	1	421251	0	0	421251	1.6812	421251	0	421251	1.6812	0	1.6812	0	0.0000	0	0.0000	421251
28	KINJAL SIDDHARTH JHAVERI	AFDPJ0001Q	1	79040	0	0	79040	0.3155	79040	0	79040	0.3155	0	0.3155	0	0.0000	0	0.0000	79040



Table II - STATEMENT SHOWING SHAREHOLDING PATTERN OF THE PROMOTER AND PROMOTER GROUP

	Category & Name of the shareholders (I)	PAN (II)	No of Share holders (III)	No of fully paid up equity Shares held (IV)	Partly paid-up equity Share held (V)	No. of shares underlying Depository Receipts (VI)	Total nos. shares held (VII)= (IV)+(V)+(VI)	Shareholding % calculated as per SCRR,1957 As a % of (A+B+C2) (VIII)	Number of Voting Rights held in each class of securities (IX)			No. of Shares Underlying Outstanding convertible securities (including Warrants) (X)	Shareholding, as a % assuming full conversion of convertible securities(as a % of diluted share capital) (XI)=(VII)+(X) As a % of (A+B+C2)	Number of Locked In shares (XII)		Number of Shares pledged or otherwise encumbered (XIII)		Number of equity shares held in dematerialized form (XIV)	
									No of Voting Rights		Total as a % of (A+B+C)			No. (a)	As a % of total shares held (b)	No. (a)	As a % of total shares held (b)		
									Class Equity x	Class Others y									Total
29	MRUDULA PRAFUL SHAH	AGPPS4613Q	1	29550	0	0	29550	0.1179	29550	0	29550	0.1179	0	0.1179	0	0.0000	0	0.0000	29550
30	HARSHIT BHARAT SHAH	AJAPS8307F	1	22140	0	0	22140	0.0884	22140	0	22140	0.0884	0	0.0884	0	0.0000	0	0.0000	22140
31	RITESH BIPIN SHAH	AKJPS4615G	1	577702	0	0	577702	2.3056	577702	0	577702	2.3056	0	2.3056	0	0.0000	0	0.0000	577702
32	AMISHA KOCHA	ALXPS6209B	1	50930	0	0	50930	0.2033	50930	0	50930	0.2033	0	0.2033	0	0.0000	0	0.0000	50930
33	DAMYANTI N SHAH	AMLPS9292B	1	14283	0	0	14283	0.0570	14283	0	14283	0.0570	0	0.0570	0	0.0000	0	0.0000	14283
34	NINA VIJAY SHAH	ANAPS3700Q	1	12596	0	0	12596	0.0503	12596	0	12596	0.0503	0	0.0503	0	0.0000	0	0.0000	12596
35	INDU KISHOR MODY	ANCPM5970C	1	7200	0	0	7200	0.0287	7200	0	7200	0.0287	0	0.0287	0	0.0000	0	0.0000	7200
36	URMILA KIRTILAL SHAH	AOGPS9891D	1	11550	0	0	11550	0.0461	11550	0	11550	0.0461	0	0.0461	0	0.0000	0	0.0000	11550
37	VIVEK BIPIN SHAH	AWTPS0575K	1	585000	0	0	585000	2.3348	585000	0	585000	2.3348	0	2.3348	0	0.0000	0	0.0000	585000
38	NEELA PRADEEP SHAH	BHNPS4687Q	1	500	0	0	500	0.0020	500	0	500	0.0020	0	0.0020	0	0.0000	0	0.0000	500
	Total		26	6083424	0	0	6083424	24.2793	6083424	0	6083424	24.2793	0	24.2793	0	0.0000	0	0.0000	6083424
	Sub-Total (A)(1)		38	17952282	0	0	17952282	71.6486	17952282	0	17952282	71.6486	0	71.6486	0	0.0000	0	0.0000	17952282
2	Foreign																		
(a)	Individuals(Non-Resident Individuals/Foreign Individuals)																		
39	URVASHI MANOJ SANGHAVI	BJJPS5659G	1	3600	0	0	3600	0.0144	3600	0	3600	0.0144	0	0.0144	0	0.0000	0	0.0000	3600
	Total		1	3600	0	0	3600	0.0144	3600	0	3600	0.0144	0	0.0144	0	0.0000	0	0.0000	3600
(b)	Government																		
	Total		0	0	0	0	0	0.0000	0	0	0	0.0000	0	0.0000	0	0.0000	0	0.0000	0
(c)	Institutions																		



Table II - STATEMENT SHOWING SHAREHOLDING PATTERN OF THE PROMOTER AND PROMOTER GROUP

Category & Name of the shareholders (I)	PAN (II)	No of Share holders (III)	No of fully paid up equity Shares held (IV)	Partly paid-up equity Share held (V)	No. of shares underlying Depository Receipts (VI)	Total nos. shares held (VII)= (IV)+(V)+(VI)	Shareholding % calculated as per SCRR,1957 As a % of (A+B+C2) (VIII)	Number of Voting Rights held in each class of securities (IX)				No. of Shares Underlying Outstanding convertible securities (including Warrants) (X)	Shareholding, as a % assuming full conversion of convertible securities(as a % of diluted share capital) (XI)=(VII)+(X) As a % of (A+B+C2)	Number of Locked in shares (XII)		Number of Shares pledged or otherwise encumbered (XIII)		Number of equity shares held in dematerialized form (XIV)
								No of Voting Rights			Total as a % of (A+B+C)			No. (a)	As a % of total shares held (b)	No. (a)	As a % of total shares held (b)	
								Class Equity x	Class Others y	Total								
		0	0	0	0	0	0.0000	0	0	0	0.0000	0	0.0000	0	0.0000	0	0.0000	0
Total		0	0	0	0	0	0.0000	0	0	0	0.0000	0	0.0000	0	0.0000	0	0.0000	0
(d) Foreign Portfolio Investor																		
		0	0	0	0	0	0.0000	0	0	0	0.0000	0	0.0000	0	0.0000	0	0.0000	0
Total		0	0	0	0	0	0.0000	0	0	0	0.0000	0	0.0000	0	0.0000	0	0.0000	0
Sub-Total (A)(2)		1	3600	0	0	3600	0.0144	3600	0	3600	0.0144	0	0.0144	0	0.0000	0	0.0000	3600
Total Shareholding of Promoter and Promoter Group (A) = (A)(1)+(A)(2)		39	17955882	0	0	17955882	71.6630	17955882	0	17955882	71.6630	0	71.6630	0	0	0	0	17955882

Details of Shares which remain unclaimed may be given hear along with details such as number of shareholders, outstanding shares held in demat/unclaimed suspense account, voting rights which are frozen etc.

Note:

(1) PAN would not be displayed on website of Stock Exchange(s).

(2) The term "Encumbrance" has the same meaning as assigned under regulation 28(3) of SEBI (Substantial Acquisition of Shares and Takeovers) Regulations, 2011.




Table III - STATEMENT SHOWING SHAREHOLDING PATTERN OF THE PUBLIC SHAREHOLDER

	Category & Name of the shareholders (I)	PAN (II)	No.s of Share holders (III)	No. of fully paid up equity Share held (IV)	Partly paid-up equity Share held (V)	No.s of shares underlying Depository Receipts (VI)	Total nos. shares held (VII)= (IV)+(V)+(VI)	Shareholding % calculated as per SCRR,1957) As a % of (A+B+C2) (VIII)	Number of Voting Rights held in each class of securities (IX)			No. of Shares Underlying Outstanding convertible securities (including Warrants) (X)	Total Shareholding, as a % assuming full conversion of convertible securities (as a percentage of diluted share capital) (XI)=(VII)+(X) As a % of (A+B+C2)	Number of Locked in shares (XII)		Number of Shares pledged or otherwise encumbered (XIII)		Number of equity shares held in dematerialized form (XIV)	
									No of Voting Rights		Total as a % of Total Voting Rights			No. (a)	As a % of total shares held (b)	No. (Not applicable) (a)	As a % of total shares held (b)		
									Class Equity x	Class Others y									Total
1	Institutions																		
(a)	Mutual Funds		0	0	0	0	0	0.0000	0	0	0	0.0000	0	0.0000	0	0.0000	NA	NA	0
(b)	Venture Capital Funds		0	0	0	0	0	0.0000	0	0	0	0.0000	0	0.0000	0	0.0000	NA	NA	0
(c)	Alternate Investment Funds		0	0	0	0	0	0.0000	0	0	0	0.0000	0	0.0000	0	0.0000	NA	NA	0
(d)	Foreign Venture Capital Investors		0	0	0	0	0	0.0000	0	0	0	0.0000	0	0.0000	0	0.0000	NA	NA	0
(e)	Foreign Portfolio Investors		0	0	0	0	0	0.0000	0	0	0	0.0000	0	0.0000	0	0.0000	NA	NA	0
(f)	Financial Institution/Banks		1	150	0	0	150	0.0006	150	0	150	0.0006	0	0.0006	0	0.0000	NA	NA	150
(g)	Insurance Companies		0	0	0	0	0	0.0000	0	0	0	0.0000	0	0.0000	0	0.0000	NA	NA	0
(h)	Provident Funds/ Pension Funds		0	0	0	0	0	0.0000	0	0	0	0.0000	0	0.0000	0	0.0000	NA	NA	0
	SUB TOTAL (B)(1)		1	150	0	0	150	0.0006	150	0	150	0.0006	0	0.0006	0	0.0000	NA	NA	150
2	Central / State government(s)																		
(a)	Central Government/ State Government(s)/President of India		0	0	0	0	0	0.0000	0	0	0	0.0000	0	0.0000	0	0.0000	NA	NA	0
	SUB TOTAL (B)(2)		0	0	0	0	0	0.0000	0	0	0	0.0000	0	0.0000	0	0.0000	NA	NA	0
3	Non-institutions																		
(a.1)	Individuals - i. Individual shareholders holding nominal share capital up to Rs. 2 lakhs.		8943	5095737	0	0	5095737	20.3374	5095737	0	5095737	20.3374	0	20.3374	0	0.0000	NA	NA	4924797
(a.2)	INDIVIDUAL - ii. Individual shareholders holding nominal share capital in excess of Rs. 2 lakhs.		16	1307319	0	0	1307319	5.2176	1307319	0	1307319	5.2176	0	5.2176	0	0.0000	NA	NA	1249719
(b)	NBFCs registered with RBI		0	0	0	0	0	0.0000	0	0	0	0.0000	0	0.0000	0	0.0000	NA	NA	0
(c)	Employee Trusts		0	0	0	0	0	0.0000	0	0	0	0.0000	0	0.0000	0	0.0000	NA	NA	0




Table III - STATEMENT SHOWING SHAREHOLDING PATTERN OF THE PUBLIC SHAREHOLDER

	Category & Name of the shareholders (I)	PAN (II)	No.s of Share holders (III)	No. of fully paid up equity Share held (IV)	Partly paid-up equity Share held (V)	No.s of shares underlying Depository Receipts (VI)	Total nos. shares held (VII)= (IV)+(V)+(VI)	Shareholding % calculated as per SCRR,1957 As a % of (A+B+C2) (VIII)	Number of Voting Rights held in each class of securities (IX)			No. of Shares Underlying Outstanding convertible securities (including Warrants) (X)	Total Shareholding, as a % assuming full conversion of convertible securities(as a percentage of diluted share capital) (XI)=(VII)+(X) As a % of (A+B+C2)	Number of Locked in shares (XII)		Number of Shares pledged or otherwise encumbered (XIII)		Number of equity shares held in dematerialized form (XIV)	
									No of Voting Rights		Total as a % of Total Voting Rights			No. (a)	As a % of total shares held (b)	No. (Not applicable) (a)	As a % of total shares held (b)		
									Class Equity x	Class Others y									Total
1	Institutions																		
(a)	Mutual Funds		0	0	0	0	0	0.0000	0	0	0	0.0000	0	0.0000	0	0.0000	NA	NA	0
(b)	Venture Capital Funds		0	0	0	0	0	0.0000	0	0	0	0.0000	0	0.0000	0	0.0000	NA	NA	0
(c)	Alternate Investment Funds		0	0	0	0	0	0.0000	0	0	0	0.0000	0	0.0000	0	0.0000	NA	NA	0
(d)	Foreign Venture Capital Investors		0	0	0	0	0	0.0000	0	0	0	0.0000	0	0.0000	0	0.0000	NA	NA	0
(e)	Foreign Portfolio Investors		0	0	0	0	0	0.0000	0	0	0	0.0000	0	0.0000	0	0.0000	NA	NA	0
(f)	Financial Institution/Banks		1	150	0	0	150	0.0006	150	0	150	0.0006	0	0.0006	0	0.0000	NA	NA	150
(g)	Insurance Companies		0	0	0	0	0	0.0000	0	0	0	0.0000	0	0.0000	0	0.0000	NA	NA	0
(h)	Provident Funds/ Pension Funds		0	0	0	0	0	0.0000	0	0	0	0.0000	0	0.0000	0	0.0000	NA	NA	0
	SUB TOTAL (B)(1)		1	150	0	0	150	0.0006	150	0	150	0.0006	0	0.0006	0	0.0000	NA	NA	150
2	Central / State government(s)																		
(a)	Central Government/ State Government(s)/President of India		0	0	0	0	0	0.0000	0	0	0	0.0000	0	0.0000	0	0.0000	NA	NA	0
	SUB TOTAL (B)(2)		0	0	0	0	0	0.0000	0	0	0	0.0000	0	0.0000	0	0.0000	NA	NA	0
3	Non-institutions																		
(a.1)	Individuals - i. Individual shareholders holding nominal share capital up to Rs. 2 lakhs.		8943	5095737	0	0	5095737	20.3374	5095737	0	5095737	20.3374	0	20.3374	0	0.0000	NA	NA	4924797
(a.2)	INDIVIDUAL - ii. Individual shareholders holding nominal share capital in excess of Rs. 2 lakhs.		16	1307319	0	0	1307319	5.2176	1307319	0	1307319	5.2176	0	5.2176	0	0.0000	NA	NA	1249719
(b)	NBFCs registered with RBI		0	0	0	0	0	0.0000	0	0	0	0.0000	0	0.0000	0	0.0000	NA	NA	0
(c)	Employee Trusts		0	0	0	0	0	0.0000	0	0	0	0.0000	0	0.0000	0	0.0000	NA	NA	0




Table III - STATEMENT SHOWING SHAREHOLDING PATTERN OF THE PUBLIC SHAREHOLDER

Category & Name of the shareholders (I)	PAN (II)	No.s of Share holders (III)	No. of fully paid up equity Share held (IV)	Partly paid-up equity Share held (V)	No.s of shares underlying Depository Receipts (VI)	Total nos. shares held (VII)= (IV)+(V)+(VI)	Shareholding % calculated as per SCRR,1957 As a % of (A+B+C2) (VIII)	Number of Voting Rights held in each class of securities (IX)			No. of Shares Underlying Outstanding convertible securities (including Warrants) (X)	Total Shareholding, as a % assuming full conversion of convertible securities(as a percentage of diluted share capital) (XI)=(VII)+(X) As a % of (A+B+C2)	Number of Locked in shares (XII)		Number of Shares pledged or otherwise encumbered (XIII)		Number of equity shares held in dematerialized form (XIV)	
								No of Voting Rights		Total as a % of Total Voting Rights			No. (a)	As a % of total shares held (b)	No. (Not applicable) (a)	As a % of total shares held (b)		
								Class Equity x	Class Others y									Total
(d) Overseas Depositories (holding DRs) (balancing figure)		0	0	0	0	0	0.0000	0	0	0	0.0000	0	0.0000	NA	NA	0		
(e) Any Other(BODIES CORPORATE)		120	437808	0	0	437808	1.7473	437808	0	437808	1.7473	0	1.7473	0	0.0000	NA	NA	423408
(e) Any Other(CLEARING MEMBER)		32	46735	0	0	46735	0.1865	46735	0	46735	0.1865	0	0.1865	0	0.0000	NA	NA	46735
(e) Any Other(DIRECTORS RELATIVES)		2	3204	0	0	3204	0.0128	3204	0	3204	0.0128	0	0.0128	0	0.0000	NA	NA	3204
(e) Any Other(IEPF)		1	19644	0	0	19644	0.0784	19644	0	19644	0.0784	0	0.0784	0	0.0000	NA	NA	19644
(e) Any Other(NON RESIDENT INDIANS (NON REPAT))		68	52091	0	0	52091	0.2079	52091	0	52091	0.2079	0	0.2079	0	0.0000	NA	NA	52091
(e) Any Other(NON RESIDENT INDIANS (REPAT))		178	137430	0	0	137430	0.5485	137430	0	137430	0.5485	0	0.5485	0	0.0000	NA	NA	137430
SUB TOTAL (B)(3)		9360	7099968	0	0	7099968	28.3364	7099968	0	7099968	28.3364	0	28.3364	0	0.0000	NA	NA	6857028
Total Public Shareholding (B) = (B)(1)+(B)(2)+(B)(3)		9361	7100118	0	0	7100118	28.3370	7100118	0	7100118	28.3370	0	28.3370	0	0.0000	NA	NA	6857178

Details of the shareholders acting as persons in Concert including their Shareholding (No. and %): 0

Details of Shares which remain unclaimed may be given hear along with details such as number of shareholders, outstanding shares held in demat/unclaimed suspense account, voting rights which are frozen etc.

Note:

(1) PAN would not be displayed on website of Stock Exchange(s).

(2) The above format needs to be disclosed along with the name of following persons:
Institutions/Non Institutions holding more than 1% of total number of shares.




Table IV - STATEMENT SHOWING SHAREHOLDING PATTERN OF THE NON PROMOTER - NON PUBLIC SHAREHOLDER

	Category & Name of the shareholders (I)	PAN (II)	No. of Share holders (III)	No. of fully paid up equity Share held (IV)	Partly paid-up equity Share held (V)	No.s of shares underlying Depository Receipts (VI)	Total no. shares held (VII)= (IV)+(V)+(VI)	Shareholding % calculated as per SCRR,1957 As a % of (A+B+C2) (VIII)	Number of Voting Rights held in each class of securities (IX)			No. of Shares Underlying Outstanding convertible securities (including Warrants) (X)	Total Shareholding, as a % assuming full conversion of convertible securities(as a % of diluted share capital) (XI)=(VII)+(X) As a % of (A+B+C2)	Number of Locked in shares (XII)		Number of Shares pledged or otherwise encumbered (XIII)		Number of equity shares held in dematerialized form (XIV)	
									No of Voting Rights		Total as a % of (A+B+C)			No. (a)	As a % of total shares held (b)	No. (Not applicable) (a)	As a % of total shares held (Not applicable) (b)		
									Class Equity x	Class Others y									Total
1	Custodian/DR Holder		0	0	0	0	0	0.0000	0	0	0	0.0000	0	0.0000	0	0.0000	NA	NA	0
	Total Non Promoter- Non Public Shareholding (C)=(C)(1)+(C)(2)		0	0	0	0	0	0.0000	0	0	0	0.0000	0	0.0000	0	0.0000	NA	NA	0

Note

- (1) PAN would not be displayed on website of Stock Exchange(s).
- (2) The above format needs to disclose name of all holders holding more than 1% of total number of shares.
- (3) W.r.t. the information pertaining to Depository Receipts, the same may be disclosed in the respective columns to the extent information available.

