

**ANUH PHARMA LTD.**

**CIN: L24230MH1960PLC011586**

Regd. Office : 3-A, North Wing, Shivsagar Estate, Dr. Annie Besant Road, Worli, Mumbai - 400018

Tel: +91 22 6622 7575; Fax: +91 22 6622 7600; Email: anuh@sk1932.com; Website: www.anuhpharma.com

**UNAUDITED FINANCIAL RESULTS FOR THE QUARTER AND HALF YEAR ENDED 30<sup>th</sup> SEPTEMBER, 2019**

(Rs. in Lakhs)

Sr. No.	Particulars	3 months ended 30/09/2019	3 months ended 30/06/2019	3 months ended 30/09/2018	6 months ended 30/09/2019	6 months ended 30/09/2018	12 months ended 31/03/2019
		Unaudited	Unaudited	Unaudited	Unaudited	Unaudited	Audited
(1)	(2)	(3)	(4)	(5)	(6)	(7)	(8)
I.	Revenue from operations	7,415.46	8,489.43	8,736.72	15,904.89	16,761.59	32,066.43
II.	Other income	83.26	125.64	147.23	208.90	261.97	470.19
III.	<b>Total Revenue (I + II)</b>	<b>7,498.72</b>	<b>8,615.07</b>	<b>8,883.95</b>	<b>16,113.79</b>	<b>17,023.56</b>	<b>32,536.62</b>
IV.	Expenses:						
	Cost of materials consumed	5,763.85	5,889.60	6,381.10	11,653.45	12,795.49	24,548.95
	Purchases of Stock-in-Trade	268.63	89.84	-	358.47	-	366.96
	Changes in inventories of finished goods, work-in-progress and Stock-in-Trade	(331.11)	664.08	46.96	332.97	(223.29)	(621.95)
	Employee benefits expense	321.11	312.38	273.79	633.49	511.67	1,014.03
	Finance costs	5.71	7.93	1.66	13.64	2.43	17.10
	Depreciation and amortization expense	101.05	91.98	36.90	193.03	72.12	166.22
	Other expenses	934.95	761.68	1,188.18	1,696.63	2,140.44	3,805.19
	<b>Total expenses (IV)</b>	<b>7,064.19</b>	<b>7,817.49</b>	<b>7,928.59</b>	<b>14,881.68</b>	<b>15,298.86</b>	<b>29,296.50</b>
V.	<b>Profit / (Loss) before exceptional and items and tax (III - IV)</b>	<b>434.53</b>	<b>797.58</b>	<b>955.36</b>	<b>1,232.11</b>	<b>1,724.70</b>	<b>3,240.12</b>
VI.	Exceptional items	-	-	-	-	-	-
VII.	<b>Profit / (Loss) before tax (V - VI)</b>	<b>434.53</b>	<b>797.58</b>	<b>955.36</b>	<b>1,232.11</b>	<b>1,724.70</b>	<b>3,240.12</b>
VIII.	Tax expense:						
	(1) Current tax	139.00	214.00	250.80	353.00	463.60	879.00
	(2) Deferred tax	(5.42)	(3.79)	8.95	(9.21)	(4.24)	24.53
		<b>133.58</b>	<b>210.21</b>	<b>259.75</b>	<b>343.79</b>	<b>459.36</b>	<b>903.53</b>
IX.	<b>Profit/(Loss) after Tax (VII-VIII)</b>	<b>300.95</b>	<b>587.37</b>	<b>695.61</b>	<b>888.32</b>	<b>1,265.34</b>	<b>2,336.59</b>
X.	Other Comprehensive Income (net of Tax)						
	(i) Items that will not be reclassified to profit or loss	(0.52)	(7.61)	0.20	(8.13)	0.17	(1.38)
	(ii) Items that will be reclassified to profit or loss	-	-	-	-	-	-
	<b>Total Other Comprehensive Income (net of Tax)</b>	<b>(0.52)</b>	<b>(7.61)</b>	<b>0.20</b>	<b>(8.13)</b>	<b>0.17</b>	<b>(1.38)</b>
XI.	<b>Total Comprehensive Income for the period (IX + X) (Comprising Profit / (Loss) and Other Comprehensive Income for the period)</b>	<b>300.43</b>	<b>579.76</b>	<b>695.81</b>	<b>880.19</b>	<b>1,265.51</b>	<b>2,335.21</b>
	Paid up Equity Share Capital (Face value ₹ 5/- each)	1,252.80	1,252.80	1,252.80	1,252.80	1,252.80	1,252.80
	Other Equity (excluding revaluation reserves)						15,207.48
XII.	Earnings per equity share (Non annualised) (In Rs.)						
	(1) Basic	1.20	2.34	2.78	3.55	5.05	9.33
	(2) Diluted	1.20	2.34	2.78	3.55	5.05	9.33

See accompanying notes to the financial results




*Bansal*

Statement of Assets and Liabilities

(Rs. in Lakhs)

PARTICULARS		As at September 30, 2019	As at March 31, 2019
		Unaudited	Audited
<b>I</b>	<b>ASSETS</b>		
<b>1</b>	<b>Non-current Assets</b>		
	(a) Fixed Assets		
	(i) Property, Plant and equipment	2,089.12	2,082.53
	(ii) Capital work-in-progress	5,481.53	3,385.29
	(iii) Intangible Assets	124.07	34.57
		7,694.72	5,502.39
	(b) Financial Assets		
	(i) Investments	2,018.65	3,003.41
	(ii) Other Financial Assets	99.83	99.36
	(c) Deferred Tax Assets (Net)	103.06	90.51
	(d) Other Non Current Assets	25.10	113.62
	<b>Total Non-Current Assets</b>	9,941.36	8,809.29
<b>2</b>	<b>Current Assets</b>		
	(a) Inventories	3,597.85	4,285.07
	(b) Financial Assets		
	(i) Investments	3,056.80	862.04
	(ii) Trade receivables	7,590.82	7,453.45
	(iii) Cash and cash equivalents	185.25	727.24
	(iv) Other Bank balances	364.05	421.34
	(v) Loans and Advances	70.94	34.14
	(vi) Other financial assets	212.80	168.20
	(c) Other current assets	980.59	1,266.54
	<b>Total Current Assets</b>	16,059.10	15,218.02
	<b>TOTAL ASSETS</b>	26,000.46	24,027.31
<b>I</b>	<b>EQUITY AND LIABILITIES</b>		
	<b>Equity</b>		
	(i) Equity Share Capital	1,252.80	1,252.80
	(ii) Other Equity	15,257.00	15,207.48
	<b>TOTAL EQUITY</b>	16,509.80	16,460.28
	<b>Liabilities</b>		
<b>1</b>	<b>NON-CURRENT LIABILITIES</b>		
	Provisions	93.44	86.84
	<b>TOTAL NON-CURRENT LIABILITIES</b>	93.44	86.84
<b>2</b>	<b>CURRENT LIABILITIES</b>		
	(a) Financial Liabilities		
	(i) Borrowings	1,040.04	438.57
	(ii) Trade Payables:		
	Due to Micro and Small Enterprises	57.33	29.04
	Due to other than Micro and Small Enterprises	7,079.14	5,862.55
	(iii) Other financial liabilities	1,005.20	933.48
	(b) Other current liabilities	122.52	185.32
	(c) Provisions	18.03	18.62
	(d) Current Tax Liabilities(Net)	74.96	12.61
	<b>TOTAL CURRENT LIABILITIES</b>	9,397.22	7,480.19
	<b>TOTAL EQUITY AND LIABILITIES</b>	26,000.46	24,027.31

*Prakash*



**CASH FLOW STATEMENT**

(Rs. in Lakhs)


Particulars	Period ended on September 30, 2019		Period ended on September 30, 2018	
	Unaudited		Unaudited	
<b>(A) CASH FLOW FROM OPERATING ACTIVITIES:</b>				
<b>NET PROFIT BEFORE TAX</b>		1,232.11		1,724.70
<u>Adjustment for:</u>				
Depreciation and Amortization	193.03		72.12	
Finance Costs	13.64		2.43	
Interest Income	(20.52)		(19.82)	
Market to Market (gain) / loss on investment	141.99		109.57	
Market to Market (gain) / loss on Derivative	2.11		-	
Provision for Gratuity & Leave Encashment	12.48		12.00	
Doubtful Debts Provision written back	-		(1.02)	
Provision for Doubtful Debts	7.66		3.89	
Dividend Income	(104.29)		(120.07)	
Profit on Sale of fixed assets	(0.02)		-	
Profit on Sale of Investment	(82.73)		(116.91)	
		163.35		(57.81)
<b>OPERATING PROFIT BEFORE WORKING CAPITAL CHANGES</b>		1,395.46		1,666.89
<u>Adjustment for:</u>				
Trade and Other Receivables	(137.37)		(1,898.65)	
Inventories	687.22		(3,067.70)	
Other Financial Assets	18.66		85.22	
Loans and Advances	(36.80)		5.87	
Other Current Assets	285.95		(154.21)	
Trade Payables,	1,244.88		2,544.06	
Other Financial Liabilities	179.55		512.36	
Other current Liabilities	(62.81)		(19.41)	
Gratuity & Leave Encashment paid	(28.88)		(13.78)	
		2,150.40		(2,006.24)
<b>CASH GENERATED FROM OPERATIONS</b>		3,545.86		(339.35)
Direct Taxes paid	(290.66)	(290.66)	(441.29)	(441.29)
<b>NET CASH FROM OPERATIONS</b>		3,255.20		(780.64)
<b>(B) CASH FLOW FROM INVESTING ACTIVITIES:</b>				
(Purchase)/Sale of Investments [net]	(1,269.28)		2,512.63	
Purchase of Property, Plant and Equipment and Capital Work in Progress	(2,363.18)		(557.42)	
Sale of Property, Plant and Equipment	1.20		-	
Interest Income	14.07		20.92	
Dividend Income	104.29		120.07	
<b>NET CASH USED IN INVESTING ACTIVITIES</b>		(3,512.90)		2,096.20
<b>(C) CASH FLOW FROM FINANCING ACTIVITIES:</b>				
Total proceeds from Borrowings (net of repayments):				
Secured Loans/Short Term Borrowings	601.46		52.24	
Payment of Lease Liabilities	(39.11)		-	
Finance Costs	(8.67)		(2.90)	
Dividend paid (including tax thereon)	(837.97)		(830.70)	
<b>NET CASH USED IN FINANCING ACTIVITIES</b>		(284.29)		(781.36)
<b>NET INCREASE / (DECREASE) IN CASH AND CASH EQUIVALENTS (A + B + C)</b>		(541.99)		534.20
CASH AND CASH EQUIVALENT AS AT THE BEGINNING OF THE PERIOD		727.24		379.91
CASH AND CASH EQUIVALENT AS AT THE END OF THE PERIOD		185.25		914.11



Notes:-


1. The results of the quarter and half year ended 30<sup>th</sup> September,2019 were reviewed by the Audit Committee and approved by the Board of Directors at its meeting held on 12<sup>th</sup> November, 2019. They have been subjected to limited review by statutory auditor.
- 2.The Company has adopted Ind AS 116 "Leases" effective 1st April ,2019 as notified by the Ministry of Corporate Affairs ( MCA) and applied the Standard to its leases. The impact of adoption of Ind AS 116 on the profit for the quarter is not material.
3. The Company is in the process of evaluating the option permitted under section 115BAA of the Income Tax Act, 1961 as introduced by the Taxation Laws (Amendment) Ordinance, 2019.
4. The Company has identified Bulk drug and Chemicals as its only primary reportable segment in accordance with the requirements of Ind AS 108, 'Operating Segments'. Accordingly, no-separate segment information has been provided.
5. Previous period's figures have been regrouped and reclassified, wherever necessary, to correspond with those of the current period.

For Anuh Pharma Limited



**Bipin N. Shah**  
**Managing Director**

(DIN: 00083244)



Place : Mumbai

Dated : 12<sup>th</sup> November, 2019


**REVIEW REPORT TO THE BOARD OF DIRECTORS OF**  
**ANUH PHARMA LIMITED**

1. We have reviewed the accompanying Statement of Unaudited Financial Results of **Anuh Pharma Limited** ("the Company") for the quarter and half year ended 30<sup>th</sup> September, 2019 ("the Statement") being submitted by the Company pursuant to the requirement of Regulation 33 of the SEBI (Listing Obligations and Disclosure Requirements) Regulations, 2015, (as amended), including relevant circulars issued by the SEBI from time to time.
2. The preparation of the Statement in accordance with the recognition and measurement principles laid down in Indian Accounting Standard 34, (Ind AS 34) "Interim Financial Reporting" prescribed under Section 133 of the Companies Act, 2013, as amended, read with relevant rules issued thereunder and other accounting principles generally accepted in India, read with the Circular is the responsibility of the Company's management and has been approved by the Board of Directors of the Company. Our responsibility is to express a conclusion on the Statement based on our review.
3. We conducted our review of the Statement in accordance with the Standard on Review Engagements (SRE) 2410 'Review of Interim Financial Information Performed by the Independent Auditor of the Entity', issued by the Institute of Chartered Accountants of India. This Standard requires that we plan and perform the review to obtain moderate assurance as to whether the Statement is free of material misstatement. A review is limited primarily to inquiries of Company personnel and analytical procedures applied to financial data and thus provides less assurance than an audit. We have not performed an audit and, accordingly, we do not express an audit opinion.
4. Based on our review conducted as above, nothing has come to our attention that causes us to believe that the accompanying Statement, prepared in accordance with the recognition and measurement principles laid down in the applicable Indian Accounting Standards ('Ind AS') specified under Section 133 of the Companies Act, 2013 as amended, read with relevant rules issued thereunder and other recognised accounting practices and policies has not disclosed the information required to be disclosed in terms of the Regulation, read with the Circular, including the manner in which it is to be disclosed, or that it contains any material misstatement.

**For JAYANTILAL THAKKAR & CO.**  
**CHARTERED ACCOUNTANTS**  
**(FIRM REG. NO. 104133W)**

*V. A. Merchant*

**VIRAL A. MERCHANT**  
**PARTNER**  
**MEMBERSHIP NO. 116279**  
**UDIN: 19116279AAAAEF2698**



**PLACE: Mumbai**  
**DATE: 12<sup>th</sup> November, 2019**